



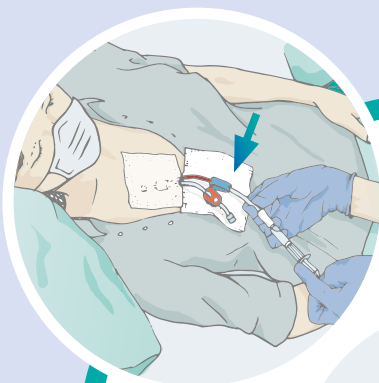
## Instillation Protocol Catheter Lock System

Before treatment, aspirate **TauroLock™** from the catheter or port with a syringe.

Flush all lumens of the access device with 10 ml of saline using a syringe and applying the push-pause-technique.

Now start the infusion of solutions for parenteral nutrition.

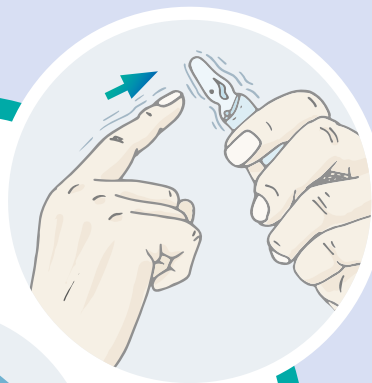
1



When you have finished treatment, flush the access device with at least 10 ml saline for each lumen.

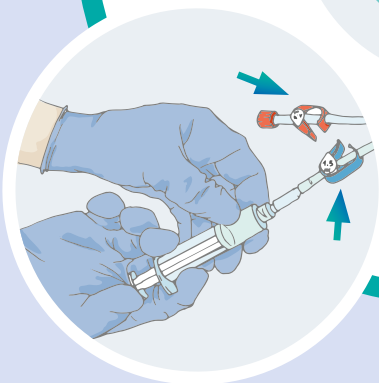
Gently tap the neck of the ampoule to remove **TauroLock™** from the ampoule's head.

2



Parenteral Nutrition

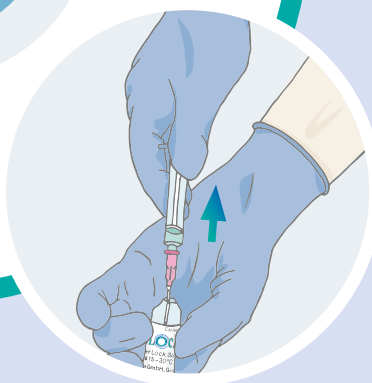
4



For an efficient prophylaxis of infections and occlusions, slowly instill a volume of **TauroLock™** sufficient to fill all lumens of the device entirely. Do not overinstill!

The filling volume of each lumen is indicated on the device or is available from the manufacturer of the device.

3



Put the ampoule in a position so that you can see the white dot on top and break off the neck with a quick movement.

Withdraw the required volume of **TauroLock™**, according to the catheter/port filling volume, from the ampoule into a syringe.

Distribution:

! This practical illustration does not replace the manufacturer's instruction for use.

Further information on [taurolock.com](http://taurolock.com)

