



**TauroLock™-HEP500** the catheter lock solution with antimicrobial and anticoagulant efficacy.

## Fields of Application

TauroLock™-HEP500 has been approved for instillation into all central venous access devices (CVC). As a bactericidal and fungicidal lock solution, it prevents the formation of biofilm. Patients thus remain protected from catheter-related infections and occlusion.

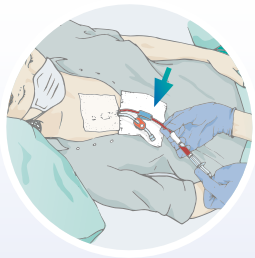
We recommend TauroLock™-HEP500 for all CVCs.

## Package Sizes

- single dose: ampoules of 3 ml or 5 ml (10 ampoules per box)
- multiple dose: vials of 10 ml (100 vials per box)



## Instillation Protocol Catheter Lock System



# 1

Before starting treatment, aspirate **TauroLock™-HEP500** together with blood from the catheter with a syringe.

Flush all lumens of the access device with 10 ml of saline each using a syringe and applying the push-pause-technique.

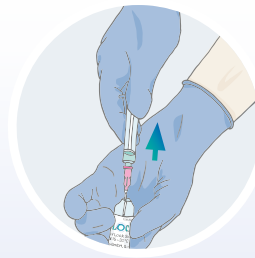
Now start treatment.



# 2

When you have finished treatment, flush the access device with at least 10 ml saline for each lumen.

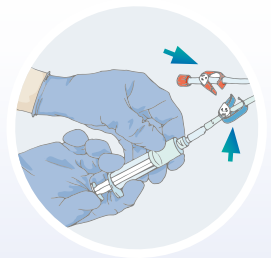
Gently tap the neck of the ampoule to remove **TauroLock™-HEP500** from the ampoule's head.



# 3

Put the ampoule in a position so that you can see the white dot on top and break off the neck with a quick movement.

Withdraw the required volume of **TauroLock™-HEP500**, according to the catheter filling volume, from the ampoule into a syringe.



# 4

For an efficient prophylaxis of infections and occlusions, slowly instill a volume of **TauroLock™-HEP500** sufficient to fill all lumens of the device entirely. Do not overinstill!

The filling volume of each lumen is indicated on the device or is available from the manufacturer of the device.

Distribution: \_\_\_\_\_

! This practical illustration does not replace the manufacturer's instruction for use.

Further information on [taurolock.com](http://taurolock.com)

